

Table of Contents

2024-2025

Mission Statement

Forward

Project Overview

Executive Board

School Chairs

Workshop and Hospitality Calendar

Brunch Guidelines

Philosophy & Goals

Docent Instructions

Workshop Protocol

General Workshop Schedule

Organizational Pyramid of Duties

School Chair Duties

Design Committee Guidelines

Design Committee Members

Glossary of Art Words

Glossary of Art Movements

Hermosa Beach District Calendar


Manhattan Beach District Calendar

History of Young at Art

Lesson Plans of "Resurgence"

Project History

Sister Programs in the South Bay




Visit us at:

Young-at-Art.info

&

Follow us on Instagram at:

[@YoungatArtSouthBay](https://www.instagram.com/YoungatArtSouthBay)



Young at Art Mission Statement

- To encourage the child's creative and mental growth through meaningful art experiences, in a non-judgmental environment.
- To develop the child's visual perception and awareness.
- To make community resources in the Arts more available to children.

"Art enables us to find ourselves and lose ourselves at the same time." -Thomas Merton

Forward

Our theme for the 2024-2025 year in art is "Perspective". The ability to see and express things with fresh eyes is a core characteristic of great art. And through art, Young at Art endeavors to teach students Perspective in all things: how to see the world with an open heart, how to understand themselves and others, and how to experience the different facets of life.



We have planned another fabulous year of art enrichment for our children's classrooms. This wonderful program was created and is sustained by people like you, our volunteers, whose unwavering dedication and commitment are the foundation of Young at Art.

This handbook is a reference for this year's projects. It will give you information about the projects, important dates and phone numbers you may need during the year, as well as helpful instructions about being a docent. We also included glossaries of art words and movements to help deepen your own artistic knowledge.

We are excited about this year's projects, and look forward to working with all of you. You can count on us to support you in any way we can. We thank you in advance for your time and energy as we delve into yet another year in art.

Artfully Yours,

Jess Vanzura C: 650-773-2788 jessvanzurayaa@gmail.com
Jenny Kim C: 914-327-5237 jenniferkim1@gmail.com

Young at Art Program Directors, 2024-2025

"We don't make mistakes, just happy little accidents" -Bob Ross

2024-2025 YAA Project Overview



A Tribute to the Incredible Life of P-22 celebrates local hero P-22, a mountain lion who became a symbol of the need for wildlife crossings to reconnect habitats fragmented by human development. Students will learn how to transfer P-22's image to paper, then analyze color value to create a stylized brightly colored portrait of P-22 to celebrate his legacy.

In Quilling Ocean Sunset Wave, students will make a 3-dimensional ocean sunset scene using quilling, a technique used in ancient Egypt, during the Renaissance, in the 18th century, and even today to decorate objects with rolled strips of paper. The quilling technique creates a hologram effect so that as the observer moves around the artwork, the shading and light will change.




Alexander Calder, the inventor of the mobile, wanted art to jump off the canvas like wings taking flight - he brought shapes to life. In Calder's Art in Motion, students will use a mix of art and science (and lots of trial and error) to capture Calder's sense of motion by creating their own 3-dimensional Calder mobile while learning about balance, fulcrums, kinetic energy, stables and mobiles.

American sculptor Louise Nevelson is well known for collecting scraps and other objects and turning them into art, a sculpting technique known as assemblage. In Louise Nevelson: Original Recycler, students will create their own free form relief sculpture with cardboard, foam, foil, and leftover materials from previous projects using Nevelson's style as an inspiration.



Abstract art is not an accurate portrayal of a subject, focusing instead on shape, form, color and lines and the feelings the artwork expresses. Inspired by Wassily Kandinsky and other influential abstract artists, Layers of Abstraction challenges students to do a side-by-side experiment, creating two companion abstract art pieces which will use the same "ingredients" but yield different results.

The Violin Face explores surrealism and the work of Russian artist Vladimir Kush, focusing on his unique portrayal of everyday objects in imaginative and unexpected ways. Students will explore how the side of a human face can mirror the shape of a violin, ultimately creating a surrealist painting that combines elements of realism with imaginative storytelling.



2024-25 Young at Art Executive Board

Directors:	Jenny Kim Jess Vanzura	914.327.5237 650-773-2788	jenniferkim1@gmail.com jessvanzurayaa@gmail.com
Design Committee:	Sally Saab Tara Owen	347.266.5773 646.326.1539	sallkaye@gmail.com taraowenyaa@gmail.com
Treasurer:	Crisa Castro Naoe	310.499.6449	crisa.castro@gmail.com
Supply Facilitator:	Jenna Dunbar	415-265-5355	jennadunbar@yahoo.com
Fundraising-Vendors:	Lucy DaGiau	310.379.2408	rglucia@yahoo.com
Raffle:	Brooke Watchko	610.864.7401	brooke.watchko@gmail.com
Technology:	Berit Johnston Barbara Brown	805.302.5644 310.938.5488	beritjohnston@gmail.com barbara.hodges8@gmail.com
New Docent Training:	Allison Madison Kimie Silver	323.683.9214 310.487.8857	ameghall@hotmail.com silverfamily12345@gmail.com
Social Media Specialist:	Allison Madison	323.683.9214	ameghall@hotmail.com
Historian:	Marisa Checa	310.937.0111	mlcheca@gmail.com
Apparel:	Jody Green Starr Dill	917.292.7070 310.780.9938	jody@frame-pr.net starrdill@yahoo.com
Labels & Lesson Plans:	Kimmie Trandall	818.284.2223	kimberlycnoll@gmail.com
Artist Liaison:	Chloe Trebilco Beca Tyni	347.459.0563 310.469.8487	c.trebilco@gmail.com becatyni@gmail.com
Holder of All Knowledge:	Regina Patton	310.483.3097	yaaregina2016@gmail.com
NonProfit Status:	Gretchen Chamberlain	949.204.7504	chamberlain.gretchen@yahoo.com
Resources:	Kimmie Trandall	818.284.2223	kimberlycnoll@gmail.com
Community Liaison:	Rachael Zanetos	310-488-6230	rachaelzanetos@gmail.com
Hospitality	Kimmie Trandall	818.284.2223	kimberlycnoll@gmail.com

2024-25 Young at Art School Chairs

American Martyrs:	Jody Green Heidi Androl Guzman Raphael Lopez	917.292.7070 310.595.4479 _____	jody@frame-pr.net heidiandrol@yahoo.com paulraph.lopez@gmail.com
Grand View:	Jenna Dunbar. Christina Duggan	415.265.5355 310.701.0124	jennadunbar@yahoo.com ctiger124@gmail.com
Hermosa View, Valley, & Vista:	Shaheda Sadhal Kelly Tsai Virginia Dunbabin	714.482.5441 424.247.4887 310.357.4573	shaheda.gosla@gmail.com maltesetsai@gmail.com virginiadunbabin@gmail.com
MBMS:	Bonnie Patel Shana Kishi	310.699.1014 310.780.6345	bonnac@hotmail.com Shanag76@yahoo.com
Meadows:	Gretchen Chamberlain	949.204.7504	chamberlain.gretchen@yahoo.com
Montessori Peck:	Christine Romero (Principal)	310.379.9462	christine@montessorimb.com
Our Lady of Guadalupe:	Victoria Freiler	310.600.3565	victoria.freiler@mac.com
Pacific:	Devon Wilson Jennifer Lydon Jennifer Peterson	310.425.9117 310.597.9371 310.426.0903	thewilsons83517@gmail.com JenniferLydon@me.com itsjennypeterson@gmail.com
Pennekamp:	Heather Willman Krystle Garciaparra	213.248.5464 480.580.2123	heatherwillman@gmail.com scaffidikm@hotmail.com
Robinson:	Silvia Cosher (Supply) Ja'Naea Barnes Starr Dill	201.314.3664 323-527-5500 310.780.9938	silviacolsher@gmail.com janaea.m.b@gmail.com starrdill@yahoo.com

Workshop & Hospitality Dates

Workshops are typically held on Tuesdays, from 8:30 AM to 11:30 AM
at American Martyrs' O'Donnell Center (exceptions noted below)
Corner of 15th Street and Deegan Place, MB

Enrichment:

Jake Tedesco

September 23, 2024 (note: Monday) –
Hosted by the Executive Board

Project 1:

Sandi Arthur

October 15, 2024 (Zimmerman
Automobile Driving Museum, 610
Lairport Street, El Segundo) – Hosted
by Grand View

Project 2:

Jo Salampessy

November 19, 2024 – Hosted by
MBMS & Meadows

Project 3:

Betsy Delurgio

January 14, 2025 – Hosted by
Hermosa View, Valley, & Vista

Project 4:

Lee-Jean Lin

February 18, 2025 – Hosted by Pacific
& Our Lady of Guadalupe

Project 5:

Sandi Arthur

March 18, 2025 – Hosted by American
Martyrs

Project 6:

Rolandas Dabrukas

April 8, 2025 – Hosted by
Pennekamp & Robinson

End of Year Banquet

May 20, 2025

Brunch Guidelines

Every workshop is preceded by a Brunch hosted by one or more schools. The School Chairs, with their docents, provide food and tableware for about 300 docents. It is the responsibility of the School Chairs to sign their docents up for items as well as remind docents of the upcoming Brunch.

The Hospitality Chairperson will be responsible for arriving early and setting up the coffee. YAA provides the coffee, cream, sugar and coffee cups.

The Hosting School is responsible for arriving early (before 8:00 a.m.) to set up the food tables (there are 3 of these), including tablecloths and centerpieces. Feel free to decorate the food tables with anything related to the art project being presented. These decoration/centerpieces can relate to the project we will be learning or be seasonal --- feel free to use your imagination. It adds so much to the workshops!

The Host Schools will also need to provide a variety of juices for the workshop as well as paper cups.

Hosting Schools may choose to provide some or all of the following:

- Fresh Fruit – sliced/whole or salads
- Muffins, bagels, rolls, croissants, coffee cake, donuts
- Cream cheese, butter, jelly
- Eggs–deviled, casseroles, quiche
- Sausages, sliced ham, salmon/lox
- Paper plates, napkins
- Spoons, forks, knives

At the end of the workshop, the Host School(s) will be responsible for cleaning up. This includes taking down the food tables as well as sweeping, (& mopping if needed) the Workshop space, emptying all garbage/recycling cans, and making sure the bathrooms are presentable (let us know if there's a problem). American Martyrs is so generous in allowing us to use their facilities and we need to be conscientious guests.

Thanks in advance for all your hard work!

Young At Art Philosophy & Goals

Young at Art is based on the belief that art education should promote individual expression by providing the opportunity, the materials and the process from which children can create their own unique conclusions and solutions. The art experience for children should exercise their powers of observation and imagination. It should stimulate their motivation to learn, to make choices, to be flexible and to adapt, to be able to go from an unknown to a known and to make new experiences meaningful to each child's own way of thinking and creating.

We strive to create a non-threatening environment with no implication of right, wrong, or "real" way to create.

Young at Art draws children into their subject matter rather than just telling them about it. Children have the freedom to touch, handle and experiment with art materials and various techniques. They are encouraged to look, to ask questions and to find their own truths.

The philosophy of YAA emphasizes problem solving in a unique way in which the child determines the desired end-result. **Our focus is on the process and not on the finished product.** This philosophy fosters self-esteem and understanding of our differences.

Please Observe the Following:

- Do not judge the Artist or child's artwork in any way.
- Do not write or draw in any way upon a child's art project.
- Remember that nothing is a mistake. Encourage a child to look at what he/ she considers a mistake from a different perspective.
- Allow for involvement and experimentation with materials as experimentation often leads to discovery.
- Encourage individual differences.
- Be flexible, allowing for variations. Not all projects will be successful with each child or each class.
- Anxiety and frustration are often preludes to creativity.
- Some children want to be left alone in the process of creating.
- Allow for questions.
- Do not over-acknowledge a child's work. Too much attention may cause self-consciousness, and the work you are praising may be imitated.
- Honor the child above all.

DOCENT INSTRUCTIONS

1. Please read your Docent Handbook - *there is so much good information in there!*
2. If you miss a workshop, you may not teach the workshop. We will have to find a substitute docent for your lesson.
3. Do not do the students' art for them, and don't allow anyone else to do so, especially their parents!
4. Focus on Process, not end-result or masterpieces.
5. We are guests in the teacher's classroom and ambassadors of Young at Art. Be courteous when dealing with teachers and gentle with the kids.
6. If you're a first-time docent, observe a veteran to ease your concerns.
7. Plan for 2-3 hours when teaching your classes: Set up, teaching, and clean up. Be prepared for your class by reviewing your material the night before and doing any prep-work ahead of time.
8. Do not force teachers to do projects.
9. Do not change the lesson as presented by the Artist. We typically send out post-workshop instructions that will address any concerns we may have about a lesson, so please do not deviate from the project unless instructed to do so by the YAA Directors.

DOCENT BEST PRACTICES

Beginning of the Year

- Coordinate dates for the year with your teacher.
- Send a YAA introductory email to your class ([LINK TO TEMPLATE](#))
- Setup Sign-Up Genius (with your teacher if applicable) for volunteers for the year

After You Attend the Workshop

- We recommend meeting with your YAA chairs and other docents from your team, to share best practices and tricks/tips.

Before You Teach The Lesson

- Send a YAA email to your class ([LINK TO TEMPLATE](#))
- Day of lesson: Review the YAA Volunteer Guideline Sheet with your volunteers. The Guidelines will be available on each cart.
- Ensure that all labels are completed and attached to each child's project.

After You Teach the Lesson

- Discuss with your teacher the best way to send artwork home. Be sure each piece has a YAA label.
- Each school may have protocols for saving YAA art lessons.

WORKSHOP PROTOCOL

When the workshop starts:

- Please no talking, turn off cell phones, and provide your undivided attention to the presenter.

No children are allowed at workshops. It's too distracting and unsafe.

9:00am is the starting time so please be in your seat by then. However, you may need to arrive earlier to help your school set up or plan on staying later, to help clean up. We strive to start promptly unless there are circumstances beyond our control.

Hosting schools must arrive early (8:00-8:15am) to deliver brunch, and stay later to take out the trash, sweep and make sure floors and bathrooms are clean.

This is your creative Studio Time. Enjoy it, learn from it, and go forth and spread the arts.



Young at Art General Workshop Schedule

(Docents must be present for entire artist presentation)

Night before

Hospitality Chair prepares coffee/tea set-up. Hosting school(s) set-up tables & chairs for the workshop.

7:15 am

Director arrives to open the building and turn on the coffee/hot-water urns. Anyone can come early to begin setting up!

8:00 – 8:30 a.m.

School Chairs and recruited docents (alternate docents each workshop) arrive to set up project materials.

Host school must have docents deliver food, drinks, and paper goods by 8:15 am

8:45 a.m.

Back-stage meeting for entire Executive Board

8:30 – 9:00 a.m.

Docents arrive; enjoy refreshments and socialize (please arrive no later than 9:00 so that no one is walking in when the workshop is in session.)

9:00 – 9:10 a.m.


Welcome and introduction of artist. Docents must be in their seats, cell phones turned off and giving undivided attention to Program Directors and Artist.

9:10 – 11:15 a.m.

Artist presents history and/or background to the project and teaches the project; leads Q&A session if relevant.

11:15 – 11:45 a.m.

Clean-up (ALL schools stay and clean and then set-up for next AMC event per instructions from Bob or Traci at the AMC office.)



Design Committee Members 2024-2025

Tara Owens, Design Committee Co-Chair

Sally Saab, Design Committee Co-Chair

Jenny Kim, Program Director

Jess Vanzura, Program Director

American Martyrs, Kristin Sistos

Grand View Elementary, Kaelee Friedrich

Hermosa Valley, Jennifer Faulk

Hermosa Vista, Kimie Joe

MBMS, Allison Madison

Meadows Elementary, TBD

Pacific Elementary, Dorian Dasse

Pennekamp Elementary, Christy Feldman

Robinson Elementary, Shana Kish

Many thanks to our dedicated Design Committee representatives; who spent an incredible amount of time sifting through many projects in order to come up with the top six, richest and most meaningful art experiences for our children.

Previous Young at Art Projects

1982 to-Present

2023-24, “Community”

Chairs: Jenny Kim & Jessica Vanzura

Seurat Pointillism – Jake Tedesco – Mixed Media Paper, Tempera Paint, Unsharpened Pencils

Doodle Magic – Anthony Padnos – Mixed Media Paper, Alcohol Markers, Sharpie

Color Harmony: The History & Application of Color Theory – Jeannine McHenry – Mounting Board, Colored Paper

Peter Max’s Sunset Sailboat – Sean Stell – Mixed Media Paper, Mat Frame, Acrylic Paint

Water Lilies: Tache Technique – Ashish Sharma – Oil and Acrylic Paper, Acrylic Paint

The Sculpted Head – Kathy Bauer – Clay, Sculpting Tools

2022-2023, “Resurgence”

Chairs: Regina Patton & Marisa Checa

NASA and the Art of the Cosmos – Kathy Bauer – Black Mixed Media Paper, Oil Pastels, Baby Oil

Manga – Ashish Sharma – Bristol Paper, Pencil, Sharpie, Chalk Pastel Pencil & Q-tips.

Become the Canvas – Jenny Kim – Unprimed Canvas, Gouache

Socially Conscious Art – Jen Dohner – Card Stock, Watercolor Paper, Water Based Markers

GenX Skater – Wendy Stillman – Canvas Paper, Acrylic Paint

Outside with Van Gogh – Kathy Bauer – Canvas Paper, Acrylic Paint

2021-2022, “Perseverance”

School year started with classes in-person, still no volunteers on campus. Between November 2021- January 2022, instructional volunteers were allowed back on campuses...In-person, Docent-led Young at Art lessons resumed. Still no workshops allowed, docents learned the lessons from the online videos prior to teaching in class.

Chairs: Regina Patton & Marisa Checa

Apple for the Teacher – Mindy Kirton – Pen & Ink Paper, Sharpie, Watercolor optional

FONT-ASTIC – Jeanine McHenry – Art Board, News Print, Sharpie, Oil Pastels

Flower Power – Robin Sarner – Watercolor Paper, Sharpie, Glue, Tissue Paper, Oil Pastels

Rhythm in Art – Jessica Vanzura – Mix Media Paper, Card Stock, Foil, Acrylic Paint pens

Lady with a Headwrap – Rolandas Debrukas – Watercolor Paper, Sharpie, Watercolor

Tricks of Trome L’oeil – Amy Lutz-Beheshti – Mix Media Paper, Acrylic Paint

2020-2021, “Embolden”

Schools still closed for in-person, Young at Art went to ONLINE video lessons. Students returned to in-person classes March 1, 2021, NO VOLUNTEERS ALLOWED ON CAMPUS

Chairs: Regina Patton & Marisa Checa

Ludicrously Odd Fantastical Freeforms – Kathy Bauer – Mix Media Paper, Sharpie, Watercolor

Small World Castles – Lee-Jean Lin – Mix Media Paper, Sharpie, Watercolor

Tiny Folk Landscapes – Jake Tedesco – Black Card Stock, Oil Pastels

Aboriginal Animal Art – Ashish Sharma – Black Canvas Paper, Acrylic Paint

Alebrijas – Mindy Kirton – Play Doh, Colored Card Stock, Acrylic Paint
Ojo De Dios – Stacy Wong – Sticks, Yarn

2019-2020, “Motivation”

(Covid-19 closed down schools on March 13, 2020, Manga and Nasa were not taught)

Chairs: Regina Patton & Marisa Checa

Sumi-E Brush Painting – Suzy Summit Cyr – Kraft paper, Rice paper, Sumi-E brush, black ink, & red Sharpie
Catch a Wave – Vickie Sekits – Orange toned pastel paper, Nu pastels
Joichi Hoshi Trees – Marlene Yamada – White card stock, Plexi-glass, water-soluble woodblock inks, Q- tips.
Golden Icons – Lee-Jean Lin– Bisque Tile, Model Magic, gold & black acrylic paint.
Manga – Ashish Sharma – Bristol paper, pencil, Sharpie, chalk pastel & Q-tips.
NASA and the Art of the Cosmos – Kathy Bauer – Black paper, baby oil, & oil pastels.

2018-2019, “Creation”

Chairs: Regina Patton & Marisa Checa

3 Apples, a Still Life – Suzanne Gibson – Color Theory, black paper, chalk, acrylic paint
Prince of Prints – Lisa Tyler – Raw silk & Dyes Inspired by fashion designer, Emilio Pucci
Colorful Chaos– Robin Sarner – Heavy black drawing paper, Mod Podge, tissue paper, black oil pastel, acrylic paint
Explore an Underwater Forest – Suzy Summit Cyr– Watercolor paper, Pencil, Sharpie, & Silk Dyes.
Kimonos – Marianne Coble – Mixed-media paper, Deli Paper, watercolors, Sharpie, gold & white gel pens, Washi
Gargoyles – Marianne Coble – Low fire clay & miscellaneous tools for sculpting.

2017-2018, “Inspiration”

Chairs: Regina Patton & Marisa Checa

Warhol's Cats – Kathy Bauer – Watercolor paper, tracing paper, cat photo, black gesso, & watercolor. Sketchy Cy –
Robin Sarner – Toned paper, news print, charcoal pencil, watercolor pencils, white acrylic Exquisite Creatures –
Dunya Djordjevic – Parchment paper, pencil, watercolor pencils, magazine print. Alma's View – Amy Friedberg–
Watercolor paper, soft chalk pastel, & acrylic paint.
Light and Dark – Marianne Coble – Mixed-media paper, Micron pen, stabilio aqua pencil, blue watercolor pencil.
From Wool to Felt – Alyssa Unger – Wool Roving, dyed wool tops, soapy water.

2016-2017, “Evolution”

Chairs: Regina Patton & Marisa Checa

Modigliani: Portraits on Wood – Marianne Coble – Masonite primed with gesso& oil pastels for grades 2-8; and
Pastel Paper, chalk pastels, & baby oil for blending for grades K-1.
Picasso's Rooster – Rolandas Dabukas – Colored pencil paper & colored pencils.
Desert Nocturne – Kathy Bauer – Canvas paper & acrylic paint.
Inuit Inspired Polar Bear Prints – Erin Kono – Toned Paper, Styrofoam plate for master print plate, & acrylic paint.
Chihuly Cylinders – Marianne Coble – Watercolor paper, hard chalk pastels, & acrylic paint.
Flip Out – Dunya Merell-Djordjevic – Flipbook & Pencil.

2015-2016, “Perspectives”

Chairs: Janie Hindle & Cindy Middler

Raoring Rothko – Robin Sarner – Construction paper, chalk pastels, tape, & fixative.
Giants of The Earth: California Sequoias – Lee-Jean Lin – Watercolor paper, liquid watercolor, and acrylic paint.
Masks of Mexico – Nan Young – Newspaper, foil, paper towels, starch, and tissue paper.
Ocean Park Series: South Bay – Andrea Polizzi-Seivert - Watercolor paper, Gouache, & orange pencil. Kinetic

Illusion – Gloria Feldman – Oaktag paper, markers, & glue.

Box Trolls - Marianne Coble – Model Magic, small box, decorative tape, Mod Podge, & charcoal pencil.

2014-2015, “Art Happens”

Chairs: Janie Hindle & Cindy Middler

Boom! For Real - Marianne Coble - Acrylic paint, oil pastels and spray ink on bristol paper

Catalina Island - Rolandas Dabrukas - Charcoal pencil, charcoal powder on paper

Up Close - Holly Socrates - Pencils, graphite stick, photograph cell

Balancing Act - Holly Socrates - Air dry clay, acrylic paint, wire

Impressionistic Monet - Rosine Sorbom - Acrylic paint, canvas

Calder’s Kinetics - Erika Snow Robinson - Wire, metal tape, acrylic paint

2013-2014, “Rock My Art”

Chairs: Janie Hindle & Cindy Middler

Wax Resist Abstract - Zen del Rio - Wax, tempera paint and oil pastels on posterboard

Poetry of Iron - Carrie Powers - Clay, foil, wire and paint

Between the Pages - Marianne Coble - Recycled book, modeling clay and mod podge

Abstract Vistas - Marlene Yamada - Watercolor paint, blue card stock, glue

Painting with Tools - Andy Lee/Henderson Blumer - Found items, paint, canvas

Starry SoCal - Stephanie Kohler - Pearlescent cardstock, acrylic paint, Novagel

2012-2013, “Joyous Abandon”

Chairs: Janie Hindle & Cindy Middler

Materiologies - Andy Lee - Paint, glue and natural materials on canvas board

Picasso’s View - Marianne Coble - Tubed acrylic paint on Bristol paper

Bizarre Cubiques - Holly Socrates - Charcoal, torn paper, coffee wash on watercolor paper Etegami - Lee-Jean Lin - Sumi brushes, black ink on watercolor paper

Joyous Abandon - Andy Lee - Diluted acrylic paint on canvas

Watt’s Up - Irene White - Clay, wire, beads, shells

2011-2012, “Reflections”

Chairs: Janie Hindle & Cindy Middler

The Incredible Scribble – Ruth Borges – Watercolors, oil pastels on paper

Stephen Pentak’s Abstract Landscape – Marlene Yamada – Printing inks on paper using squeegees

Larger Than Life – Lee-Jean Lin – Scratch foam, tempera paints, black paper

Community Memory Quilts – Melanie McFarland – Fabric sewn on muslin

Cezanne and Mont Sainte-Victoire – Vickie Sekits – Guoache paints on canvas paper

Daumier Portrait Busts – Marianne Coble - Clay, paints

2010-2011, “Release, Become, Inspire”

Chairs: Therese Trebaol & Rania Zein

Dappled Sunlight - Rebecca Jarus - Acrylic paints on paper

Grandma Moses - Maureen Gill - Acrylic paints

Louise Nevelson Assemblage - Annemarie Rawlinson - Wood scraps, paint

Abstract Landscape - Tricia Strickfaden - Watercolors, acrylics on paper

Myth & Mystery - Marianne Coble - Mixed Media

Houses of the World - Pat Hinz - Clay, paints

2009-2010, “Spelling the Sounds of Tree-Fruit and Ark-Fish”

Chairs: Therese Trebaol & Rania Zein

Still Life Fruit - Julia Tedesco - Chalk pastels, black paper
Painting the Jasper Johns Way - Robyn Alatorre - Arcylic paints
Colored Emotions in Sound - Essi Zimm - Music, Sharpies, crayons, markers, paint
Koi Fish Silk Painting - Birgitt Snodgrass - Silk fabric, paints, Gutta resist
Hoichi Joshi Trees - Marlene Yamada - Acrylic paints, paper
Niki’s Ark - Annemarie Rawlinson - Clay, acrylic paint

2008-2009, “Seasonal Perspectives”

Chairs: Therese Trebaol & Rania Zein

Not a Pretty Portrait - Marianne Coble – Acrylic paints, water-soluble crayons, oil pastels
Les Fauves: The Wild Beasts – Andrea Polizzi-Seivert- Acrylic paints on canvas
The Colors of Snow – Birgitt Snodgrass- Watercolors, resist medium, salt on watercolor paper
Branch Out with Charles Arnoldi – Diane Dubin – Branches, skewers, acrylics, foam core board
Tinwork Tiles – Heather Hovard – Aluminum foil, permanent markers, sculpting tools, wire, beads
Children at the Seashore – Vickie Sekits – Pastel paper, charcoal, Nu pastels/hard pastels

2007-2008, “Modern Masters” Chairs:

Therese Trebaol & Rania Zein

Miro’s Constellations – Gloria Feldman- Canvas paper, chalk & oil pastels, Sharpies
Kandinsky’s Abstract Watercolor – Karen Pester - Watercolor paper, watercolors, oil pastels
Designs by Klimt – Marianne Coble - Watercolor paper, pastel crayons, oil pastels, Sharpies, gold pens
Building From the Outside In – Shannon Comeaux- Metallic poster paper, foam core, tape
California Impressionism – Joe Mancuso – Nupastels by Prismacolor, pencils, pastel paper
How Sweet It Is – Marlene Rich – White clay, tempera paints, white glue, clay tools

2006-2007, “YAA, 25 Years of Creativity”

Chairs: Therese Trebaol & Rania Zein

Shaping Nature –Michelle Solley-Vellum paper, markers
AnimalPortraits – Teresa Tolliver- Paper, Pastels
Peter To The Max – Diane Dubin- Illustration Board, Water-soluble pastels
African Wrap Dolls – Teresa Tolliver- Twigs, fabric, wire, batting
Red Poppies – Vickie Sekits – Watercolor paper, watercolors
Greenbelt Gates – Caroline Falk – Wire frames, fabric, thread, needles

2005-2006, “My Art, My World” Chairs:

Therese Trebaol & Rania Zein

Relief Sculpture Foil Project- Robin Wade – Foil, found objects, matt board
Morandi Still Life Bottles- Jen Till- Monochromatic acrylics on paper
Tinga Tinga Peacock – Birgitt Snodgrass – Acrylics on muslin
Masks of Bali – Marianne Coble –
Modigliani Portraits- Marianne Coble – Acrylics on masonite board
Birds of a Feather- Michelle Solley – watercolors/acrylics on watercolor paper

2004-2005

Chairs: Marlene Rich & Shirley Ritter

Kinetic Art w/ Yaacov Agam- Gloria Feldman – paper, markers

Pre-Columbian vessels –Annemarie Rawlinson – clay

Boomerangs and Kidney Bans – Melissa Kellaghan—paper, chalk, tempera, metallic markers

Van Gogh's In the Garden –Mary DeHaven – board, paint, glue, palette knives

Monoprints – Diane Dubin – paper, acrylic plates, ink, brayers

Picasso's Face in the Mirror – Marianne Coble – ink, paper, oil pastels, sharpie markers

2003-2004

Chairs: Marlene Rich & Shirley Ritter

Modern Art painting - Zen Del Rio - paper, tempera, candles, oil pastels - flat

Babylonian Cuneiform - Mary DeHaven - soap, clay, gold paint - 3D

Wolf Kahn Pastels - Jennifer Till -- paper, soft pastels -- flat

Foil Buddies -- Nancy Young -- foil, wood base -- 3D

Off the Wall with Stella -- Marianne Coble -- paint, paper, glitter --flat

Waves of Hokusai -- Mary DeHaven -- paper, watercolor, marker -- flat

2002-2003

Chairs: Marlene Rich & Shirley Ritter

Aboriginality – DeLayne Harthorn – tar paper, acrylic paint -- flat

Malibu Tiles – Phyllis Ferrara – tile, colored pencil – flat

Calder's Mobile – Mia Botz – wire, wood base, foam shapes – 3D

Ansel Adam's Collage – Maryann Coble – paper, watercolor pencil –flat

Mondrian's "De Stijl" architecture – Alison Wright—paper, cardboard, glue – 3D

American Impressionism – Rosine Sorbom – acrylic paint, board -- flat

2001-2002

Chairs: Nola Geffner-Mihlsten & Carol Rowe

Paul Klee's Cat – Gail Temianka – canvas, acrylic paint, marker -- flat

Matisse paper Cut-outs – Zen Del Rio – Black & White paper -- flat

Milton Avery's Birds – Jennifer Till – paper, acrylic paint -- flat

Henry Moore sculpture – Teri Kuwahara –wood base, plaster block-- 3D

Louise Nevelson Assemblage – Jordi Cosentino – cardboard box, wood, paint -- 3D

Action Jackson Pollock – Melinda Moore – paper,paint -- flat

2000-2001

Chairs: Nola Geffner-Mihlsten & Carol Rowe

Chagall's Windows – Laurie DelGenio – tissue paper, paper – flat

Amazing Finger Labyrinth – Annemarie Rawlinson – clay, paint – 3D

Still Life with Cezanne – Karen Lynn Holley – chalk pastel, paper -- flat

Animal Prints – Doherty & Greeven – foam plates, paper, ink -- flat

Jewelry – Melinda Moore – metal foil, wire, beads – 3D

Impressionistic Monet – Rosine Sorbom – bristol board, acrylic paint --flat

1999-2000

Chairs: Nola Geffner-Mihlsten & Carol Rowe

Gargoyle – Annemarie Rawlinson – clay, paint –3D

Cubist Animals – Diane Dixon – cardboard – 3D

Watts Tower – Melinda Moore – clay, beads, wire – 3D

Snowy Woods – Karen Holley – paper, watercolor, salt --flat

Illuminated Letter – Nina Zak Ladon – paper, paint, marker --flat

Grandma Moses – Maureen Gill – board, tempera paint – flat

1998-1999

Chairs: Nola Geffner-Mihlsten & C.J. Jack

Van Gogh's 3D Bedroom – Nina Zak Laddon – paper, markers, paint -- flat

Textile Textures – Joan Kenney – paper, oil pastels, screen – flat

Abstract Expressions – Jordi Cosentino – paint, paper – flat

Assemblage/Kurt Schwitters – Annemarie Rawlinson – cardboard, beads, wood, bits and pieces – flat

Flight of your Dreams – Vivian Sillers – paper, paint, markers – flat

Hockney Self-portrait – Nina Z. Laddon – photos, board, watercolor –2D

1997-1998

Chairs: Nola Geffner-Mihlsten & C.J. Jack

Kandinsky watercolor – Karen Pester – paper, paint -- flat

Magical Botanicals -- ? – paper, paint

Cartoon Triptych -- ? – paper, crayon , marker -- flat

Tin Embossing – Camille Sanchez – metal foil, marker -- flat

Silk Silhouettes – Karen Pester – silk, fabric paint, wooden hoop – 3D

Claus Oldenburg sculpture – Annemarie Rawlinson – clay, paint – 3D

1996-1997

Chairs: Nola Geffner-Mihlsten & C.J. Jack Japanese

Ink Painting – Joan Kenney – rice paper, ink --flat

MarvelousMolas – Sally Palm – cardboard, yarn -- flat

Georgia O'Keefe watercolor – Janet Carnay – paper, watercolors, pencil, crayon -- flat

Egyptian tiles – Sabine Birkenfeld – tile, colored pencils -- flat

Folk Art whirligigs – Sue McNeil – wood scraps, yarn, wire, embellishments – 3D

Low-Relief sculpture – Sarah Perry – clay, plaster, found objects –3D

1995-1996

Chair: Linda Wenglikowski

Wax Resist – Gemma – paper, wax candle, paint --flat

Circular Forms – Ann Pitts – cheesecloth, paint, paper, tape -- flat

Miro Fantasy Figure – Janet Carnay –paper, glue, crayon, found objects -- flat

Greek Amphora – Julia Tedesco – paper, paint, pastels -- flat

Mixed-Media Book – Christa Drescher – paper, tissue paper – 3D

Fauve Images – Chris Elder – paper, paint – flat

1994 -1995

Chair: Linda Wenglikowski

Adventures in Space – Julia Tedesco – chalk pastel, paper – flat

Mark Rothko Banners – Annemarie Rawlinson – muslin, dowel, paint – 3D A
Forest of Watercolor – Deborah Kiggins – paper, watercolor – flat Kosodes –
Sally Palm – paper, crayon, paint – flat
Foil Works – Sabine Birkenfeld – foil, wood blocks, twine – 3D
Northwest Coast Indians mask – Sydney Kopeikin – board, paint, feathers, raffia – 3D

1993-1994

Chair: Linda Wenglikowski

Windows – Sabine Birkenfeld – Plexiglas, transparent paper, cellophane – 3D
Split Image Watercolor – Debbie Kiggins – paper, watercolors – flat
Petroglyphs – Julia Tedesco – clay, paint – 3D
Cityscape – Sally Palm – paper, pastels – flat
Giacometti Sculpture – Joan Kenney – wood blocks, pipe cleaners, plaster – 3D
Gaudi Buildings – Annemarie Rawlinson – clay, tiles, beads – 3D

1992 –1993

Chair: Tracey Windes

Kinetic Experience – Sabine Birkenfeld – paper, transparencies, markers –flat
African Thumb Piano – Robin Geselowitz – wood, paint, hairpins, nails –3D R.C.
Gorman landscape – Julia Tedesco – paint, watercolors, paint –flat
Amish Quilt – Shelley Cooper – colored paper, templates – flat
Print Making – Kathleen Dawson – plexiglass, paper, ink – flat
Low Relief Sculpture – Sara Perry – clay, plaster, objects – 3D

1991-1992

Chair: Tracey Windes

Pollock Sculpture – Donna Yarrell –corrugated cardboard,paint – 3D
Cartoon Fun – John Van Den Eykel – markers, paper – flat
A Day At the Beach – Carol Nadalsky – board, paint, paper, shells –flat
Cosmic Creations – Janet Carnay – clay, roly eyes, objects –3D
Seurat Pointillism – Joanne Guelff – paper, oil pastels – flat
Hockney Environments – Joan Kenney – paint, paper –flat

1990-1991

Chair: Myra Karas

Portrait Drawings – Julia Tedesco –paper, pastels, charcoal – flat
Original Silkscreen Printing – Joan Kenney – paint, paper –flat
Keith Crown Watercolors – Shelley Cooper – watercolors, paper –flat
Louise Nevelson's Assemblages – Cheryl Holz – cardboard, objects – 3D
Modigliani Clay Sculpture – Janet Carnay – clay – 3D
Vasarely Folded Paper – Sabine Birkenfeld – paper – flat

1989-1990

Chair: Myra Karas

Art is hidden in architecture – Joan Kenney – felt tip pens, board, marker, rulers – flat
Egyptian tiles – Sabine Birkenfeld – tiles, colored pencils – flat
Georgia O'Keefe – Janet Carney – watercolor paper, watercolors, colored pencils – flat

A Magical World – Hartini Bahr – paper, magazine pictures, tissue paper, liquid starch, crayons – flat
Underwater Treasure Map – Susan Bailyn – clear vinyl, colored paper, tissue paper, acetate, raffia, ribbon, confetti – flat
Etched Indian Pottery Designs – Paula Benard – paper, pencils, scratchboard – flat

1988- 1989

Chair: Myra Karas

Pre-Columbian Clay Creatures – Jackie deGraaf – clay, glue, feathers – 3D
Lost-In-Space City – Sally Palm – cardboard, poster board, plastic lids, mylar, foil, styrofoam, pipe cleaners, glue – 3D
Meet Matisse – Joan Kenney – art paper, construction paper, glue – flat
Central American Indian Mask – Julia Tedesco – window screen, latex paint, acrylic paint, raffia/shells/ feathers, hot glue – 3D
Futuristic Fantasy Friends – Penelope Greeven & Kevin Doherty – paper, tempera, tissue paper – 3D Cloth
Sculpture – Rita Faith Mole – cloth, glue, starch, beads/found objects, matte board – flat/3D

1987-1988

Greek Vase painting – Janet Immerman – bottles, latex paint, black tempera – 3D
British Clay Coins – Sabine Birkenfeld – clay, metallic spray paint – 3D
Picasso Mask – Carl Swallow – paper, crayons – flat
Marvelous Molas – Sally Palm – cardboard, yarn, glue – flat
Japanese Ink Painting – Joan Kenney – ink, paper – flat
Polar Prints – Jacquelyn de Graaf – foam, ink, felt tip pens, paper – flat

1986-1987

The Magic of Mondrian – Janet Immerman – tempera, paper – flat
Clay Villages – Jacquelyn de Graaf – clay, glue, embellishments – 3D
Imaginary Vehicles – Joan Kenney – wood (stir sticks, toothpicks etc.), cardboard, paperclips, washers – 3D
Mood Mural – Liz Goldberg – butcher paper, paint – flat
Embossed Handmade Paper – Angelica Rausch – paper scraps, gelatin, Rit dye, screen – flat
Surprise Still Life – Julia Tedesco – paper, charcoal – flat

1985-1986

Indian owner's stick – Max and Barbara – wood, paint, feathers/shells etc. – 3D
"Createa Logo" – Pam Steele – paper, styrofoam sheets, wood, tempera paint – flat
Freedom Birds – Kevin Doherty & Penelope Greeven – tempera paint, paper
Letter Illumination – Janet Immerman – posterboard, watercolors, gold paint, perm. Markers – flat
Heraldry – Hal Hegge – fabric, paper, fabric ink pens – flat
Magical Masks – Jacquelyn de Graaf – clay, glue, embellishments – 3D

1984-1985

Stencils – Nina Bliss – wallpaper, sponges, paint -- flat
Primitive Painting – ? – tempera, paper – flat
Whirligigs – Susan McNeil – dowels, wood scraps, found objects – 3D
Natural Fiber Twining – Gail Grassl – draco, dracena, clothespins – 3D
Quilting Patterns – Janet Immerman – construction paper, paper, glue – flat
Scrimshaw – Carol Ronlow -- ?

1983 – 1984

Olympic poster – Mary Trudeau and Don Francis – paper, paint --flat
Olympic Monument – Sue McNeill – wood, wire, nails, paint – 3D
Olympic Medallion – Janet Carney – clay, ribbon, gold paint – 3D
Olympic Torch – Pacific Docents --tagboard, paper, paint – 3D
Olympic Ring Weaving – Dori Towne – coathanger, cloth – 3D
"A Time for Peace" painting – Pacific Docents – paper, paint – flat

1982-1983

Magical Wands – Dori Towne – 3D

Clay project (either sea serpents or enchanted containers) – Yolanda Bono – clay – 3D

Chinese New Year's Dragons – Penelope Greeven – index cards, markers, brass brads -- flat

Crowns, Hats & Helmets – Nan Clark – tagboard, felt markers, ribbon, colored paper, feathers/sequins/ crepe paper – 3D

Paper Molas Banner – Betty Porter – colored paper, black paper -- flat

Stamp Printing – Toby Tannenbaum – cardboard, paint – flat